

Für die Eltern:

Flea market at Park School:

1. Ihr Kind soll die Farben laut vorlesen. Anschließend werden die vier Kinder auf dem AB farbig angemalt.
2. Nun lesen Sie Ihrem Kind den folgenden Text langsam vor. Es soll herausfinden, wer wie heißt und die Namen richtig verbinden.

Tom has got a green woolly hat and a yellow scarf on. His jacket is orange and his trousers are blue.

Sarah has a red dress on. Her socks are white and her shoes are brown.

Mark has a blue woolly hat on. His gloves are red. His jacket is green and his trousers are brown.


Lucy has a white pullover on. Her skirt is grey. Her tights are pink and her boots are black.

(Lösungsblatt liegt wieder bei.)



name: _____

Colourful clothes

Read. Colour Ben. 

Ben has a red T-shirt on.

His trousers are grey.

His boots are brown.

He has a green cap with a yellow star on.





name: _____

Crack the code

- 1 Crack the code and write sentences.
- 2 Tick the correct picture.

	1	2	3	4	5
A	Take off	Take off	your	shoes	He
B	Skirt	Anna	Put on	Take off	your
C	your	She	your	shoes	jacket
D	scarf	Put on	Bumblebee	my	Put on
E	Take off	your	gloves	Put on	cap

A1 _____

C3 _____

E5 _____



D2 _____

B5 _____

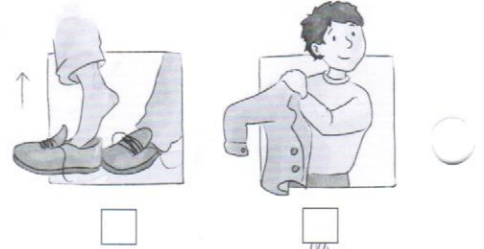
D1 _____



E1 _____

A3 _____

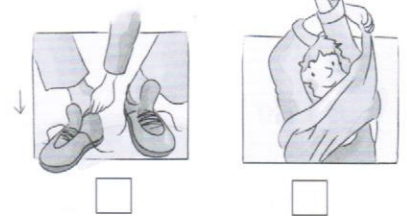
C5 _____



B3 _____

C1 _____

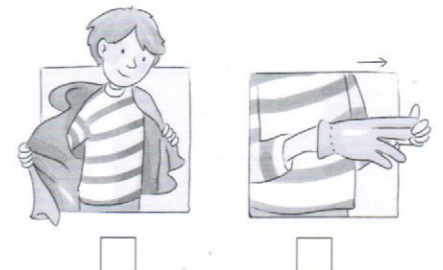
A4 _____



A2 _____

E2 _____

E3 _____





Flea market at Park School

- 1 Colour the children.
- 2 Listen and match the names.

1 red	2 green	3 brown	4 blue	5 yellow
6 grey	7 white	8 black	9 pink	10 orange



Tom

Sarah

Mark

Lucy

- 3 Find the words. Copy.

C	P	G	D	R	E	S	S	P
A	H	K	L	P	C	V	H	U
P	V	G	C	Y	S	M	O	L
K	G	U	I	S	K	Z	E	L
E	D	F	X	Z	I	J	S	O
T	-	S	H	I	R	T	R	V
Y	Y	C	A	F	T	I	O	E
R	W	N	F	S	K	L	L	R
J	E	A	N	S	E	R	S	X
















name: Lösungsblatt für die Eltern:

Colourful clothes

Read. Colour Ben. 

Ben has a red T-shirt on.

His trousers are grey.

His boots are brown.

He has a green cap with a yellow star on.





name: Lösungsblatt für die Eltern

Crack the code

Crack the code and write sentences.

Tick the correct picture.

	1	2	3	4	5
A	Take off	Take off	your	shoes	He
B	Skirt	Anna	Put on	Take off	your
C	your	She	your	shoes	jacket
D	scarf	Put on	Bumblebee	my	Put on
E	Take off	your	gloves	Put on	cap

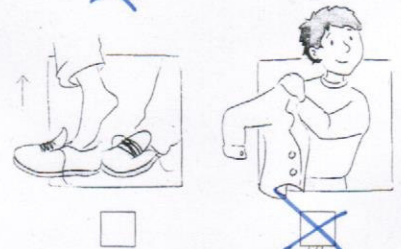
A1 C3 E5
Take off your cap!



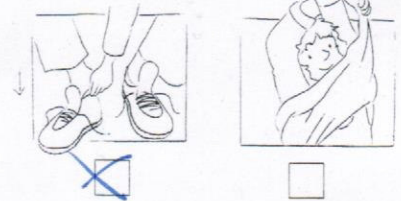
D2 B5 D1
Put on your scarf!



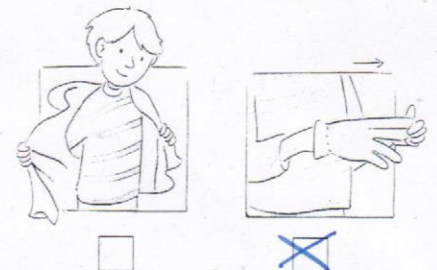
E1 A3 C5
Take off your jacket.



B3 C1 A4
Put on your shoes.



A2 E2 E3
Take off your gloves.





Lösung für die Eltern:

Flea market at Park School

- 1 Colour the children.
- 2 Listen and match the names.

1 red	2 green	3 brown	4 blue	5 yellow
6 grey	7 white	8 black	9 pink	10 orange

Tom Sarah Mark Lucy

- 3 Find the words. Copy.

C	P	G	D	R	E	S	S	P
A	H	K	L	P	C	V	H	U
P	V	G	C	Y	S	M	O	L
K	G	U	I	S	K	Z	E	L
E	D	F	X	Z	I	J	S	O
T	-	S	H	I	R	T	R	V
Y	Y	C	A	F	T	I	O	E
R	W	N	F	S	K	L	L	R
J	E	A	N	S	E	R	S	X

dress
jeans
cap
shoes
pullover
shirt



name: _____

Picture cards: flea market at Park School



name: _____

Word cards: flea market at Park School

jacket

dress

jeans

skirt

gloves

scarf

pullover

anorak

shorts

boots

shoes

woolly hat

small

take off

put on

T-shirt

big